

PETROL POWERED PRESSURE CLEANER CATALOGUE



PUMPS AUSTRALIA
BETTER BY DESIGN



1800 790 915



pumpsaustralia.com.au

Print Edition: September 2018.





PX09-200GP200 | Petrol High Pressure Cleaner | Cold Water

9LPM @ 3000PSI



PROFESSIONAL

Pumps Australia's petrol driven high pressure cleaners have been designed & manufactured to the highest quality

Mounted in a durable open design powder coated frame with two never flat tyres

Quality high pressure triplex plunger pump hose, gun and lance, ready to go to work.
Great for all those small to medium size clean-up jobs.

Suitable for farms, shires, boats, medium truck shops and general workshop, this unit makes excellent addition for service vehicles.



Technical Features

Annovi Reverberi Heavy Duty Pump

Brass Head, Ceramic Pistons, SS Valves, German Teflon Woven Water Seals

Honda GP200 6HP Petrol Engine

Recoil Start

Inlet Y-Strainer

Light weight yet durable powder coated frame

2x Never Flat Tyres - 10"

Detergent injector & suction strainer

Adjustable Pressure Regulator

Industrial Grade Hose

Complete with 10M of 5/16" R2 Hydraulic non-marking hose

Protect Shutdown

Protects the pump from damage if water has not been released after a period of time

(STANDARD)

Nozzle Kit

Adjustable nozzle with different spray patterns. No more swapping nozzles on a job!

(STANDARD)

5000PSI Rated Gun, Lance

Heavy duty gun and lance used on this unit is the same on a 5000PSI unit!

(STANDARD)

Low Level Sensor Shutdown System

Oil Sensors detect if your unit is critically low & shuts down the unit.

(STANDARD)

Optional Accessories

- 5" - 10" Filters
- Turbo nozzles
- Sand blasting nozzle, Abrasive grit and sand
- Foam gun attachments
- Screw on couplings or Quick Fit Couplings
- Drain Cleaning, Nozzles
- HP hose, various lengths
- Engine degreaser, Truck Wash, Chemicals
- Lances, various lengths of lances
- Rotary floor cleaners

Also See:

PX10-200GX200R

10LPM
3000PSI
Honda GX200

The Bigger brother of
PX09-200GP160

Complete with GX
4 Year Warranty



Model	Max PSI	Max Flow	Pump RPM	HP	Engine	Pump Head	Piston	Gearbox	Electric Start
PX09-200GX200	3000	9	3600	6	GP200 HONDA	Brass	Ceramic	No	Optional

PX10-200GX200RC | Petrol High Pressure Cleaner | Cold Water

10LPM @ 3000PSI



INDUSTRIAL

Pumps Australia Pty Ltd petrol driven high pressure cleaners have been designed and manufactured to the highest quality

Mounted in a durable open design powder coated frame with two never flat tyres

Quality high pressure triplex plunger pump hose, gun and lance, ready to go to work.
Great for all those small to medium size clean-up jobs.

Suitable for farms, shires, boats, medium truck shops and general workshop and an excellent addition for service vehicles.



Technical Features

Annovi Reverberi Heavy Duty Pump

Brass Head, Ceramic Pistons, SS Valves, German Teflon Woven Water Seals

Honda GX200 6.5HP Petrol Engine

Recoil Start

Inlet Y-Strainer

Light weight yet durable powder coated frame

2x Never Flat Tyres - 10"

Pressure Gauge

Adjustable Pressure Regulator

Detergent injector & suction strainer

Industrial Grade Hose

Complete with 10M of 5/16" R2 Hydraulic non-marking hose

Protect Shutdown

Protects the pump from damage if water has not been released after a period of time

(STANDARD)

Varijet Nozzle

Adjustable nozzle with different spray patterns. No more swapping nozzles on a job!

(STANDARD)

5000PSI Rated Gun, Lance

Heavy duty gun and lance used on this unit is the same on a 5000PSI unit!

(STANDARD)

Low Level Sensor Shutdown System

Oil Sensors detect if your unit is critically low & shuts down the unit.

(STANDARD)

Electric Start

Key Start, Key Stop - no more pull starting!

(OPTIONAL)

Optional Accessories

- 5" - 10" Filters
- Turbo nozzles
- Sand blasting nozzle, Abrasive grit and sand
- Foam gun attachments
- Screw on couplings or Quick Fit Couplings
- Drain Cleaning, Nozzles
- HP hose, various lengths
- Engine degreaser, Truck Wash, Chemicals
- Lances, various lengths of lances
- Rotary floor cleaners

Also Available in:



4 Wheel Buggy Option

Model	Max PSI	Max Flow	Pump RPM	HP	Engine	Pump Head	Piston	Gearbox	Electric Start
PX10-200GX200	3000	10	3600	6.5	GX200 HONDA	Brass	Ceramic	No	Optional



PX10-200GX200 MOONBUGGY | Petrol High Pressure Cleaner

10LPM @ 3000PSI



INDUSTRIAL

Pumps Australia Pty Ltd petrol driven high pressure cleaners have been designed & manufactured to the highest quality

Mounted in a durable black frame with four never flat tyres

Quality high pressure triplex plunger pump hose, gun and lance, ready to go to work.
Great for all those small to medium size clean-up jobs.

Suitable for farms, shires, boats, medium truck shops and general workshop and an excellent addition for service vehicles.



Technical Features

Annovi Reverberi Heavy Duty Pump

Brass Head, Ceramic Pistons, SS Valves, German Teflon Woven Water Seals

Honda GX200 6.5HP Petrol Engine

Recoil Start

Inlet Y-Strainer

Stainless Steel Buggy

4x Never Flat Tyres - 10"

Pressure Gauge

Adjustable Pressure Regulator

Detergent injector & suction strainer

Hose Reel

Complete with 20M of 5/16" R2 Hydraulic non-marking hose

Protect Shutdown

(STANDARD)

Protects the pump from damage if water has not been released after a period of time

Varijet Nozzle

(STANDARD)

Adjustable nozzle with different spray patterns. No more swapping nozzles on a job!

5000PSI Rated Gun, Lance

(STANDARD)

Heavy duty gun and lance used on this unit is the same on a 5000PSI unit!

Low Level Sensor Shutdown System

(STANDARD)

Oil Sensors detect if your unit is critically low & shuts down the unit.

Electric Start

(OPTIONAL)

Key Start, Key Stop - no more pull starting!

Optional Accessories

- 5" - 10" Filters
- Turbo nozzles
- Sand blasting nozzle, Abrasive grit and sand
- Foam gun attachments
- Screw on couplings or Quick Fit Couplings
- Drain Cleaning, Nozzles
- HP hose, various lengths
- Engine degreaser, Truck Wash, Chemicals
- Lances, various lengths of lances
- Rotary floor cleaners

Also Available in:



Hose Reel Upgrade

Model	Max PSI	Max Flow	Pump RPM	HP	Engine	Pump Head	Piston	Gearbox	Electric Start
PX10-200GX200 MOONBUGGY	3000	10	3600	6.5	GX200 HONDA	Brass	Ceramic	No	Optional



Models: PX13-220DD GX2702W & PX15-280DD GX390

13LPM @ 3200PSI

15LPM @ 4000PSI



INDUSTRIAL

Pumps Australia Pty Ltd petrol driven high pressure cleaners have been designed and manufactured to the highest quality.

This range is for the professional and industrial operators. Great for the contractor, general cleaning of trucks, roofs, boats, machinery - large and small.

A very portable unit, mounted on 2 Never Flat Tyres, can be used in all industries; mining, oil/gas process, marine, earth moving, wineries, small and large workshops.



Technical Features

Annovi Reverberi Heavy Duty Pump

Brass Head, Ceramic Pistons, SS Valves, German Teflon Woven Water Seals

Honda GX270 9HP Petrol Engine / Honda GX390 13HP Petrol

Recoil Start (Electric Start Optional for 13HP Only)

Lightweight yet durable powder coated frame

Gun & Hose Holders

2x Never Flat Tyres - 10"

Pressure Gauge

Adjustable Pressure Regulator

Detergent injector & suction strainer

Inlet Y-Strainer

Protect Shutdown

(STANDARD)

Protects the pump from damage if water has not been released after a period of time

Dual Lance

(STANDARD)

Adjustable lance to switch between high pressure and detergent.

5000PSI Rated Gun, Lance

(STANDARD)

Heavy duty gun and lance used on this unit is the same on a 5000PSI unit!

Low Oil Sensor Shutdown System

(STANDARD)

Oil Sensors detect if your unit is critically low & shuts down the unit.

Electric Start

(OPTIONAL)

Key Start, Key Stop - no more pull starting!

Optional Accessories

- 5" - 10" Filters
- Turbo nozzles
- Sand blasting nozzle, Abrasive grit and sand
- Foam gun attachments
- Screw on couplings or Quick Fit Couplings
- Drain Cleaning, Nozzles
- HP hose, various lengths
- Engine degreaser, Truck Wash, Chemicals
- Lances, various lengths of lances
- Rotary floor cleaners

Also Available



Upgrade to a 4Wheel Buggy version

Model	Max PSI	Max Flow	Pump RPM	HP	Engine	Pump Head	Piston	Gearbox	Electric Start
PX13-220 DD GX270	3200	13	3400	9	GX270 Honda	Brass	Ceramic	No	No
PX15-280 DD GX390	4000	15	3400	13	GX390 Honda	Brass	Ceramic	Optional	Optional



Models: PX15-280 / PX18-220 / PX21-180 | Gearbox Petrol Cold Water

15LPM @ 4000PSI
18LPM @ 3200PSI
21LPM @ 2650PSI



HEAVY DUTY

Hose Reel Shown is additional upgrade

Pumps Australia Pty Ltd petrol driven high pressure cleaners have been designed and manufactured to the highest quality.

This range is for the professional and industrial operators. Great for the contractor, general cleaning of trucks, roofs, boats, machinery - large and small.

A very portable unit, mounted on 2 Never Flat Tyres, can be used in all industries; mining, oil/gas process, marine, earth moving, wineries, small and large workshops.



Technical Features

Annovi Reverberi Heavy Duty Pump

Brass Head, Ceramic Pistons, SS Valves, German Teflon Woven Water Seals

Honda GX390 13HP Petrol Engine

Recoil Start

Lightweight yet durable powder coated frame

Gun & Hose Holders

4x Never Flat Tyres - 13"

Pressure Gauge

Adjustable Pressure Regulator

Detergent injector & suction strainer

Inlet Y-Strainer

Protec Shutodwn

Protects the pump from damage if water has not been released after a period of time

(STANDARD)

Dual Lance

Adjustable lance to switch between high pressure and detergent.

(STANDARD)

5000PSI Rated Gun, Lance

Heavy duty gun and lance used on this unit is the same on a 5000PSI unit!

(STANDARD)

Low Oil Sensor Shutdown System

Oil Sensors detect if your unit is critically low & shuts down the unit.

(STANDARD)

Electric Start

Key Start, Key Stop - no more pull starting!

(OPTIONAL)

Optional Accessories

- 5" - 10" Filters
- Turbo nozzles
- Sand blasting nozzle, Abrasive grit and sand
- Foam gun attachments
- Screw on couplings or Quick Fit Couplings
- Drain Cleaning, Nozzles
- HP hose, various lengths
- Engine degreaser, Truck Wash, Chemicals
- Lances, various lengths of lances
- Rotary floor cleaners

Also Available



Stainless Steel Buggy Upgrade

Model	Max PSI	Max Flow	Pump RPM	HP	Engine	Pump Head	Piston	Gearbox	Electric Start
PX15-280 GB GX390	4000	15	1450	13	GX390 Honda	Brass	Ceramic	Standard	Optional
PX 18-220 GB GX390	3200	18	1450	13	GX390 Honda	Brass	Ceramic	Standard	Optional
PX21-180 GB GX390	2650	21	1450	13	GX390 Honda	Brass	Ceramic	Standard	Optional



SMARTDRIVE | Stainless Steel Honda Smartdrive (Cold Water)

15LPM @ 4000PSI
21LPM @ 2650PSI



HEAVY DUTY

Pumps Australia Pty Ltd petrol driven high pressure cleaners have been designed & manufactured to the highest quality.

Mounted in a stainless steel light weight frame with four large never flat tyres.

Quality high pressure triplex plunger pump hose, gun and lance, ready to go to work. Great for all jobs no matter what size.

Suitable for Contractors & farmers with long hours of usage.

This is the most advanced & premium model in our range.



Technical Features

Annovi Reverberi Heavy Duty Pump

Brass Head, Ceramic Pistons, SS Valves, German Teflon Woven Water Seals

Honda iGX390 13HP Petrol Engine

Electric Start Standard, Recoil backup.

Premium Bosch 12volt battery

Gun & Hose Holders

4x Never Flat Tyres - 13.5"

Pressure Gauge

Adjustable Pressure Regulator

Detergent injector & suction strainer

Inlet Y-Strainer

Smartdrive

Patented system of Pumps Australia, better than conventional gearbox setups.

(STANDARD)

Dual Lance

Adjustable lance to switch between high pressure and detergent.

(STANDARD)

5000PSI Rated Gun, Lance

Heavy duty gun and lance used on this unit is the same on a 5000PSI unit!

(STANDARD)

Low Oil Sensor Shutdown System

Oil Sensors detect if your unit is critically low & shuts down the unit.

(STANDARD)

Stainless Steel Frame

Australian made stainless steel frame that reduces the weight, while preventing rust.

(STANDARD)

Optional Accessories

- 5" - 10" Filters
- Turbo nozzles
- Sand blasting nozzle, Abrasive grit and sand
- Foam gun attachments
- Screw on couplings or Quick Fit Couplings
- Drain Cleaning, Nozzles
- HP hose, various lengths
- Engine degreaser, Truck Wash, Chemicals
- Lances, various lengths of lances
- Rotary floor cleaners

What is Smartdrive?

Using Honda IGX range engine. This unit disengages the engine to the pump causing the pump to completely stop. When the trigger is pulled, the engine re engages.

This means cooler running and longer life of the pump

**Patented system of
Pumps Australia**

Model	Max PSI	Max Flow	Pump RPM	HP	Engine	Pump Head	Piston	Gearbox	Electric Start
PX15-280 SD iGX390 SS	4000	15	3400	13	iGX390 HONDA	Brass	Ceramic	Smartdrive	Standard
PX21-180 SD iGX390 SS	2650	21	3400	13	iGX390 HONDA	Brass	Ceramic	Smartdrive	Standard



Terminator Series | Honda GX630/GX690 Powered Cold Water

Hose Reel Shown is additional upgrade



HEAVY DUTY

Pumps Australia Pty Ltd petrol driven high pressure cleaners have been designed and manufactured to the highest quality.

Mounted in a stainless steel light weight frame with four large never flat tyres

Quality high pressure triplex plunger pump hose, gun and lance, ready to go to work. Great for all jobs no matter what size.

Suitable for contractors & farmers with long hours of usage.

This is the most advanced & premium model in our range.



Technical Features

Annovi Reverberi Heavy Duty Pump

Brass Head, Ceramic Pistons, SS Valves, German Teflon Woven Water Seals

Honda GX630/GX690 23HP/26HP Petrol Engine

Electric Start Standard.

Premium Bosch 12volt battery

Gun & Hose Holders

4x Never Flat Tyres - 13.5"

Pressure Gauge

Adjustable Pressure Regulator

Detergent injector & suction strainer

Inlet Y-Strainer

18Ltr Fuel Tank

Large Fuel tank for long hours of use

(STANDARD)

Dual Lance

Adjustable lance to switch between high pressure and detergent.

(STANDARD)

5000PSI Rated Gun, Lance

Heavy duty gun and lance used on this unit is the same on a 5000PSI unit!

(STANDARD)

Low Oil Sensor Shutdown System

Oil Sensors detect if your unit is critically low & shuts down the unit.

(STANDARD)

25ltr Marine Grade Aluminium Break Tank

This allows the unit to have it's own reservoir to draw from, preventing run dry issues.

(OPTIONAL)

Optional Accessories

- 5" - 10" Filters
- Turbo nozzles
- Sand blasting nozzle, Abrasive grit and sand
- Foam gun attachments
- Screw on couplings or Quick Fit Couplings
- Drain Cleaning, Nozzles
- HP hose, various lengths
- Engine degreaser, Truck Wash, Chemicals
- Lances, various lengths of lances
- Rotary floor cleaners
- Hose Reels

Convert into a Drain Cleaner

The Terminator Series can be easily converted into a commercial drain cleaner.



Model	Max PSI	Max Flow	Pump RPM	HP	Engine	Pump Head	Piston	Gearbox	Electric Start
PX15-350GX630	5000	15	1450	23	Honda GX630	Brass	Ceramic	Yes	Standard
PX21-280GX630	4000	21	1450	23	Honda GX630	Brass	Ceramic	Yes	Standard
PX21-350GX690	5000	21	1450	23	Honda GX690	Brass	Ceramic	Yes	Standard
PX27-280GX690	4000	27	1450	26	Honda GX690	Brass	Ceramic	Yes	Standard
PX30-220GX690	3200	30	1450	26	Honda GX690	Brass	Ceramic	Yes	Standard

Model: PX27-350K325 / PX22-500K300 | Petrol Powered Cold Water



HEAVY DUTY

This range is the best of the best!

For quality and performance, Pumps Australia petrol high pressure cleaners have lifted the quality & reliability of engine driven cleaners.

This range is for the professional & industrial operators. Great for the contractor, general cleaning of trucks, roofs, boats, large machinery & animal waste.

Mounted on 4 Never Flat Tyres, this is a very portable unit. Can be used in all industries; mining, marine, earth moving, wineries & large workshops.



Technical Features

Annovi Reverberi Heavy Duty Pump

Brass Head, Ceramic Pistons, SS Valves, German Teflon Woven Water Seals

Kohler CHD Series Petrol Engine

Electric Start Standard.

Premium Bosch 12volt battery

Gun & Hose Holders

4x Never Flat Tyres - 13.5"

Pressure Gauge

Adjustable Pressure Regulator

Detergent injector & suction strainer

Inlet Y-Strainer

18Ltr Fuel Tank

Large Fuel tank for long hours of use

(STANDARD)

Dual Lance

Adjustable lance to switch between high pressure and detergent.

(STANDARD)

5000PSI Rated Gun, Lance

Heavy duty gun and lance used on this unit is the same on a 5000PSI unit!

(STANDARD)

Low Oil Sensor Shutdown System

Oil Sensors detect if your unit is critically low & shuts down the unit.

(STANDARD)

25ltr Marine Grade Aluminium Break Tank

This allows the unit to have it's own reservoir to draw from, preventing run dry issues.

(OPTIONAL)

Optional Accessories

- 5" - 10" Filters
- Turbo nozzles
- Sand blasting nozzle, Abrasive grit and sand
- Foam gun attachments
- Screw on couplings or Quick Fit Couplings
- Drain Cleaning, Nozzles
- HP hose, various lengths
- Engine degreaser, Truck Wash, Chemicals
- Lances, various lengths of lances
- Rotary floor cleaners
- Hose Reels

Convert into a Drain Cleaner

The Terminator Series can be easily converted into a commercial drain cleaner.



Model	Max PSI	Max Flow	Pump RPM	HP	Engine	Pump Head	Piston	Gearbox	Electric Start
PX22-500K350	7200	22	1450	35	KOHLER CH980	Brass	Ceramic	Yes	Standard
PX27-350K300	5000	27	1750	32	KOHLER CH940	Brass	Ceramic	Yes	Standard




Volcano 3000 | 12 Volt Hot & Cold Pressure Cleaner (Petrol Powered)



THE NEWKID ON THE BLOCK!
Much like it's bigger brother, The Smartdrive Hot & Cold, this unit uses a 12volt boiler system powered by the engines charging coil, this means no generators are needed, saving you money!

In an easy mountable heavy duty galvanised frame, the Volcano3000 is an ideal fit for all tradies and cleaning contractors.



2015/16 Honda Powered Invention Competition

FINALIST

Original Equipment Manufacturer



POWERED by
HONDA

GX 4 YEAR WARRANTY

INDUSTRIAL

Technical Features

Annovi Reverberi Heavy Duty Pump

Brass Head, Ceramic Pistons, SS Valves, German Teflon Woven Water Seals

Honda GX270 Petrol Engine

Recoil Standard

Premium Bosch 12 volt battery

Gun & Hose Holders

Sturdy Galvanised Frame

Pressure Gauge

Adjustable Pressure Regulator

Detergent injector & suction strainer

Inlet Y-Strainer

12 Volt Boiler System

No External power sources needed. Self contained system!

Easy to Use Interface

Turn on/off with a button or adjust your temperature with a turn of a dial!

5000PSI Rated Gun & Dual Lance assembly

Heavy duty gun and dual lance used on this unit is the same on a 5000PSI unit!

Marine Grade Oil / Water Separator for fuel

Removes the moisture and foreign bodies from your fuel

25ltr Marine Grade Aluminium Break Tank

This allows the unit to have it's own reservoir to draw from, preventing run dry issues.

(STANDARD)

(STANDARD)

(STANDARD)

(STANDARD)


(STANDARD)

Model	Max PSI	Max Flow	Pump RPM	HP	Engine	Pump Head	Piston	Gearbox	Electric Start
Volcano 3000	3000	13	3600	9	Honda GX270	Brass	Ceramic	No	No

Dimensions (mm)	Length	Width	Height	KG
	1200	1000	800	300




Volcano 4000 | 12 Volt Hot & Cold Pressure Cleaner (Smartdrive)



With SmartDrive technology this is the ultimate petrol driven Hot and Cold high pressure cleaner on the market.

Using Honda IGX range engine. This unit disengages the engine to the pump causing the pump to completely stop. When the trigger is pulled, the engine re-engages. This means cooler running extending the life of the pump.

This is a patented system of Pumps Australia Pty Ltd



POWERED by
HONDA

GX 4 YEAR WARRANTY

CONTRACTOR

Technical Features

Annovi Reverberi Heavy Duty Pump

Brass Head, Ceramic Pistons, SS Valves, German Teflon Woven Water Seals

Honda iGX390 Petrol Engine

Electric Start Standard, Recoil backup.

Premium Bosch 12volt battery

Gun & Hose Holders

Sturdy Galvanised Frame

Pressure Gauge

Adjustable Pressure Regulator

Detergent injector & suction strainer

Inlet Y-Strainer

12 Volt Boiler System

No External power sources needed. Self contained system!

Easy to Use Interface

Turn on/off with a button or adjust your temperature with a turn of a dial!

5000PSI Rated Gun & Dual Lance assembly

Heavy duty gun and dual lance used on this unit is the same on a 5000PSI unit!

Marine Grade Oil / Water Separator for fuel

Removes the moisture and foreign bodies from your fuel

25ltr Marine Grade Aluminium Break Tank

This allows the unit to have it's own reservoir to draw from, preventing run dry issues.

(STANDARD)

(STANDARD)

(STANDARD)

(STANDARD)

(STANDARD)

Model	Max PSI	Max Flow	Pump RPM	HP	Engine	Pump Head	Piston	Gearbox	Electric Start
Volcano 4000	4000	15	3600	13	Honda iGX390	Brass	Ceramic	Smartdrive	Standard

Dimensions (mm)	Length	Width	Height	KG
	1200	1000	800	300

WE'RE MORE THAN JUST A PUMP COMPANY!

Pumps Australia is Australian owned and operated, and has been supplying and distributing high-quality and reliable products to the Australian and International market for over 20 years. We are industry leaders offering a huge range of Pumps & Pumping Equipment, Pressure Cleaning (Hot, Cold and Steam) Custom Design & Builds powered by Petrol, Diesel, Electric and Hydraulic Driven.

At Pumps Australia we pride ourselves on offering a wide range of durable, robust & reliable high-pressure cleaners, pumps and systems. All of our units are Australian made and fully assembled and tested at the Pumps Australia 4300m² facility.



We Also Specialise in:



FIRE FIGHTING PUMPS



TRANSFER PUMPS



TRASH PUMPS



CHEMICAL PUMPS



HOUSEHOLD PUMPS



HIGH PRESS. BLASTERS



SERVICE & REPAIR



FUEL TRANSFER PUMPS



PETROL & DIESEL ENGINES



AIRLESS PAINT SPRAYERS



AGRICULTURE SPRAYERS



HIGH PRESS. ACCESSORIES



WE SERVICE & REPAIR

ALL MAKES AND MODELS IN OUR FULLY STOCKED WORKSHOP IN WA!



PUMPSAUSTRALIA.COM.AU

212 Welshpool Rd, Welshpool WA 6106

FREE CALL 1800 790 915 FOR MORE INFORMATION ON THESE AND OTHER PRODUCTS