







Adjustable Nozzles (LP & HP Functions) >>



ROSE ADJUSTABLE NOZZLE

Code	Flow LPM	Rated Temperature		Pressure		Inlet	Outlet	Weight g	pcs
				bar	psi				
FIG 11	30	150°C	300°F	220	3200	1/4 BSPF	1/4 BSPF	140	1
FIG 12	30	150°C	300°F	220	3200	1/4 BSPF	1/4 BSPF	179	1

FLIPFLOP ADJUSTABLE NOZZLE

Code	Flow LPM	Rated Temperature		Pressure		Inlet	Outlet	Weight g	pcs
				bar	psi				
FIG 167	30	150°C	300°F	220	3200	1/4 BSPF	2 X 1/4 BSPF	170	1
FIG 167A	30	150°C	300°F	220	3200	1/4 BSPF	2 X NOZZLE	202	1

Please Note:



FIG 11 & 12 are High Pressure & Low Pressure Nozzles

Fig 167 & 167A Flip Flop have a ball to change over from Low Pressure to High Pressure & Vice Versa by a simple turning of the nozzle by 90° to the side. The HP or LP mode will stay until the trigger is released.